

AG519

TELEHANDLER



Purpose-built for the grind of agriculture, JLG telehandlers have extended reach and lift height, and a range of capabilities and attachments. This brings greater versatility to farms needing one machine for a variety of tasks: handling and stacking heavy materials, moving feed and seed, defacing silage and haylage, stall bedding and cleanup, towing, maintenance and more.

PERFORMANCE

Rated Load Capacity	5,500-lb / 2,495-kg
Maximum Lift Height	18-ft 7-in / 5.7-m
Maximum Forward Reach	10-ft 10-in / 3.3-m
Load at Maximum Height	4,400-lb / 1,996-kg
Load at Maximum Reach	1,900-lb / 862-kg
Lift Speed (boom retracted)	Up 7.2 seconds / Down 5.6 seconds
Boom Speed	Extended 7.2 seconds / Retracted 5.6 seconds
Attachment Tilt	Forward 2.5 seconds / Backward 1.5 seconds
Top Travel Speed	15 mph / 24.1 km/h
Turning Radius Over Tires	126-in / 3.2-m
Operating Weight	10,950-lb / 4,966-kg

KEY FEATURES

- + Compact & Maneuverable; narrow width and tight turning radius allow for greater maneuverability
- + Comfortable cab provides an adjustable suspension seat with steering column tilt and single joystick proportional controls with vehicle speed control (framer/loader)
- + Capacity & Versatility; designed to handle loads up to 5,500-lb and capable of adapting to the most challenging terrains
- + Universal skid steer coupler (hydraulic)

STANDARD FEATURES:

CAB

- + Enclosed Cab (Certified ROPS/FOPS Structure) with Heat
- + Single Joystick Proportional Controls (Framer/Loader) w/ integrated Fwd. & Rev and Vehicle Speed Control
- + Engine Speed Control
- + Adjustable Air Ride Suspension Seat with 3" Seat Belt
- + Rear/ Roof Wiper
- + Retractable Sunscreen
- + Radio Ready Pkg
- + Steering Column Tilt
- + Rear View Mirrors
- + Longitudinal Stability Indication System (LSI)

DRIVELINE

- + Deutz TD2.2 L3
- + Engine Heater
- + Hydrostatic 1-Speed Transmission
- + Reversing Fan
- + 33 X 16 Pneumatic Ag Tread Tires
- + Operator selectable 4-wheel circle, 4-wheel crab, 2-wheel front steering

HYDRAULICS

- + Universal Skid Steer Coupler (Hydraulic)
- + Single Auxiliary Front Hydraulic Service (18 gpm / 3500 psi)

STRUCTURES

- + Tow Hitch
- + Boom Prop
- + Fenders
- + Slow-Moving Vehicle (SMV) Emblem

ELECTRICAL

- + Battery Disconnect
- + Work Lights
- + Road Lights
- + LED Motion / Amber Beacon
- + Back Up Alarm

STANDARD SPECIFICATIONS

Engine

Make and Model	Deutz TCD 2.2 L03
No. of Cylinders	3
Displacement	134 cu in / 2.2 L
Gross Power (Basic)	60 HP / 44.5 kW
Maximum Torque	151-lb-ft / 205 Nm
HP @ RPM	60 HP / 2,600 RPM
Fuel Tank Capacity	18.5 gal / 69.3 L

Hydraulic System-Implement

Capacity	18 gal / 68 L
Max. Auxiliary flow to Boom Head	18 gpm / 3,500 psi

Auxiliary hydraulics used for all attachments equipped with cylinders or other hydraulic components.

Transmission

Hydrostatic 1-Speed

Axles

Front	High bias limited slip differential on front axle.
Rear	Planetary on front and rear axles.

Tires

Standard	33 x 16 Pneumatic Ag Tread Tires
Optional	12 x 16.5 Foam-Filled 12 x 16.5 Pneumatic 33 x 12-20 Solid Non-Marking 33 x 16 Turf

Brakes

Service Brakes	Inboard wet disc brake on front axle
Parking Brakes	Wet disc spring-applied hydraulic release

ATTACHMENTS

Carriages

Standard Carriage	48-in / 1.2-m
Side-Tilt Carriage	48-in / 1.2-m
Side-Shift Carriage	48-in / 1.2-m
Dual Baling Tine Carriage	48-in with 2-in x 4-in x 48-in forks / 1.2-m with 51-mm x 102-mm x 1.2-m

Forks

Lumber Forks	2-in x 6-in x 60-in / 45-mm x 150-mm x 1.5-m
Pallet Forks	2-in x 6-in x 72-in / 50-mm x 150-mm x 1.8-m 2-in x 4-in x 48-in / 51-mm x 102-mm x 1.2-m

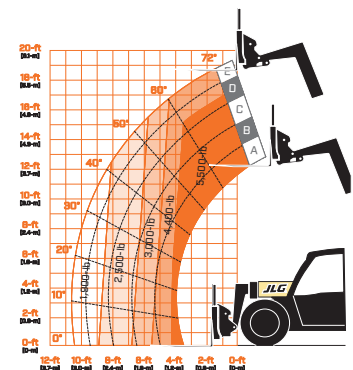
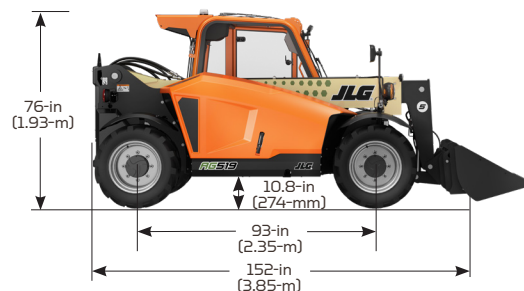

Other

Coupler Mounted Lifting Hook
Fork-Mounted Lifting Hook
Fork-Mounted Work Platform
Coupler Mounted Auger

ACCESSORIES & OPTIONS

- + Air Conditioning
- + Reverse Sensing System
- + Brick Guard Package
- + White Noise Backup Alarm
- + Multifunction Display with Reversing Camera & Electronic Load Charts

DIMENSIONS & LOAD CHART



We provide coverage for one (1) full year on the entire machine, two (2) full years or 2,000 hours on the drivetrain and cover all specified major structural components for five (5) years. Due to continuous product improvements, we reserve the right to make specification and/or equipment changes without prior notification.



JLG Industries, inc.
Toll-free US 833-JLG-FARM
JLGagriculture.com
An Oshkosh Corporation Company